

ABOUT US

MC Refractory Inc. was developed by two chimney sweeps who became frustrated with ordering refractories only to have them arrive broken or receiving the wrong panels all together! After much trial and tribulation, MC developed the Model 2239 which worked very well for chimney cleaners and retail stores. When we designed Model 2433 it became an instant success.

Now chimney sweeps have a manufacturer that understands their dilemma. TIME IS MONEY! By carrying a Cut To Fit Refractory on your truck you are able to cut, install, and collect your money on the spot. **NO MORE RETURN TRIPS!!!**

FREQUENTLY ASKED QUESTIONS

Have They Been Tested?

Yes. All of our refractories meet the UL 127 & ASTM C133 requirements and are certified by OMNI Test Laboratories.

How Thick Are The Refractories?

From one inch to an inch and an eighth.

What Are They Made Of?

All of our refractories are manufactured using the highest quality fireproof materials available.

What Can They Be used In?

Prefabricated, factory built, zero clearance fireplaces.

Do All Refractories Have The Same Pattern?

No. The patterns vary according to your desire.

Are Your Refractories Reinforced In Some Way?

Yes. All of our refractories are wire reinforced for maximum strength.


What Are The Refractories Made Of And Why?

All of our refractory panels are made of the finest materials available including high temperature refractory cement that is second to none. Every refractory wall is reinforced with 17 gauge wire. The purpose of the wire reinforcement is to insure that the refractory panels continue to last, and last long after conventional refractory panels have failed. We truly spared no expense in manufacturing the best refractory in the world.

VISIT US AT WWW.MCREFRATORY.COM

MC REFRACTORY INC


CUT TO FIT!



FIRE PIT BURNERS

RECTANGLE AND STAR

AVAILABLE IN:
Stainless Steel or Black Galvanized



FIRERINGS

12" ~ 18" ~ 24" ~ 30" ~ 36"

AVAILABLE IN:
Stainless Steel or Black Galvanized



LOG LIGHTERS

12" ~ 18" ~ 24" ~ 30" ~ 36"

AVAILABLE IN:
Stainless Steel or Black Galvanized



REFRACTORY INC



CUT TO FIT REFRACTORY PANELS




HERRINGBONE



SMALL BRICK PATTERN



LARGE BRICK PATTERN



LIGHTHOUSE



FLAMES

PANELS IN STOCK

2433 (24" high x 33" wide)
Large & Small Brick Patterns

2239 (22" high x 39" wide)
Large Brick Pattern Only

4224 (42" high x 24" wide)
Large & Small Brick Patterns

1224 (12" high x 24" wide 2" thick)
Smooth Only

Custom Sizes Available!

VISIT US AT WWW.MCREFRACTORY.COM

WHAT IS A REFRACTORY PANEL?

Refractory panels are the brick "sheets" that are located inside of your fireplace. They may appear to be real bricks but in reality the inside of the fireplace consists of 4 refractory panels (2 sides, 1 back, & 1 bottom).

WHAT PURPOSE DOES A REFRACTORY SERVE?

Refractory panels refract the heat generated by the fire and send the heat back into the room (although on a very small scale). Their major purpose is to keep the heat from penetrating into the firebox and damaging it.

WHEN SHOULD I REPLACE MY BROKEN REFRACTORY PANELS?

As your Chimney Technician has no doubt pointed out to you there is a problem with the existing panel(s) in your fireplace. Manufacturers vary according to when it is time to replace a panel but a good rule of thumb is to replace the panel if a dime can be inserted into the crack, if pieces of the panel are falling apart, or if the panel is cracked entirely through.

WHY SHOULD I REPLACE MY REFRACTORY PANELS?

Since there is damage to your panels that warrants replacement, here are reasons why to replace these refractory walls: Visually, it looks better; Economically, it works better and provides more heat to your living area; Safety, unbroken refractory panels provide an extra layer of protection between your fireplace and the framing of your home.

CONTACT



**WEST END
BRICK N' FIRE**

1911 S. Proforma Ave.
Ontario, CA 91761
800-843-3910
info@webricknfire.com